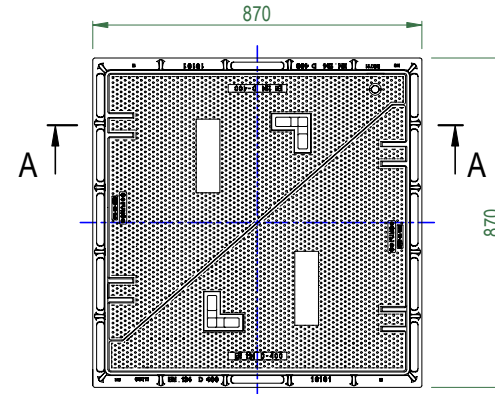
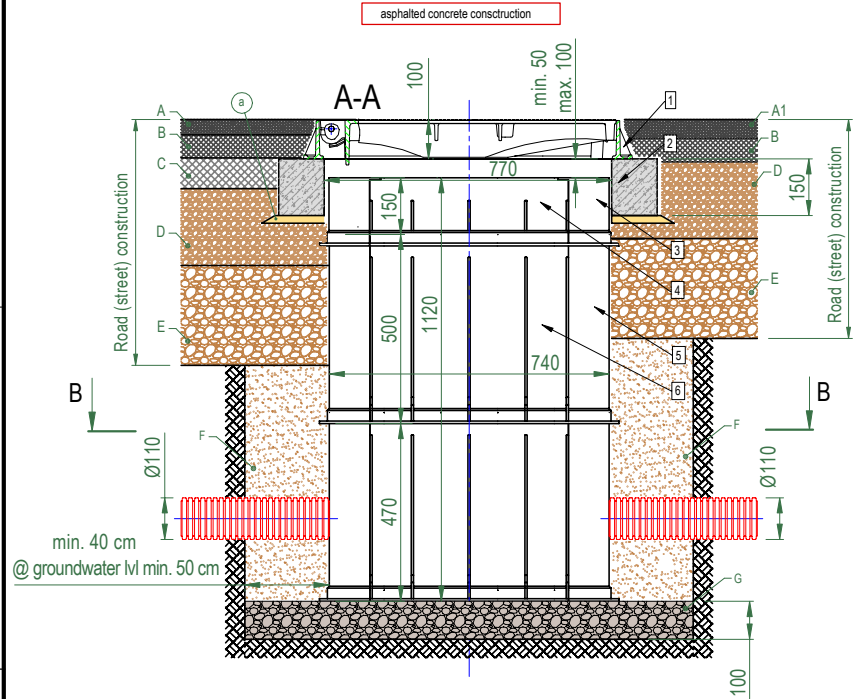


DRAWING No.:	VERSION	REVISION	REVISION STATUS
RADBOX600X600.EN124-2-D400	EN	1	UP TO DATE

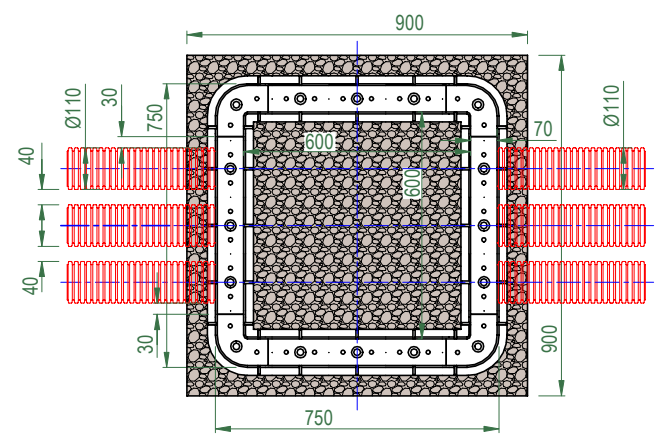
Radbox 600 x 600



No.	Description
A	Asphalt Concrete ABT 16, h=4cm
A1	Asphalt Concrete ABT 16, h=5cm
B	Asphalt Concrete AG 32, h=8cm
C	Asphalt Concrete AG 22, h=6cm
D	Dolomite chips (fraction size 20-40mm), h=12cm
E	Dolomite chips (fraction size 40-70mm), h=18cm
F	Sand (coef. Kf>1m/dnn) in all trench depth
G	Dolomite chips* (fraction size 20-40mm), h=10cm

* Compaction according to the Standard Proctor Density Scale (SPD) < 98%

CROSS SECTION B-B



No.	Part	Description	Pcs.
1	Chamber cover (EN 124-2), D400 class	Opening 760x760 mm	1
2	Reinforced concrete ring, h=150 mm	Internal size - 770x770 mm External size - 1000x1030 mm	1
3	Radbox corner	h=150 mm	4
4	Radbox wall 600	h=150 mm	4
5	Radbox corner	h=500 mm	8
6	Radbox wall 600	h=500 mm	8

NOTES:

1. This solution is designed for a construction zone with a maximum load class D400.
2. The construction of the Radbox shall be carried out in accordance with the requirements of EN 13598-2.
3. The Radbox can be fitted with a 12 mm thick base bolted to the walls (the base does not ensure airtightness).
4. Cable duct supports are available on request and can be mounted on the walls.

This drawing is the intellectual property of Evopipes SIA

(a) AN EXAMPLE OF GOOD PRACTICE
It is recommended to create a small, point-load-resistant base area under the support ring (e.g. fine crushed stone, sand or mortar concrete).



SIA "EVOPIPES"
Langervaldes street 2a, Jelgava, LV-3002, Latvia
Reg. No.: 50003728871
Phone: +371 63094300
e-mail: info@evopipes.lv
Homepage: www.evopipes.com

FILE NAME:
Radbox600x600.EN124-2-D400.dwg
PAGE: 1 OF 1
PAGE FORMAT: @ A4

SCALE:
NO SCALE
TYPE:
STANDARD DRAWING