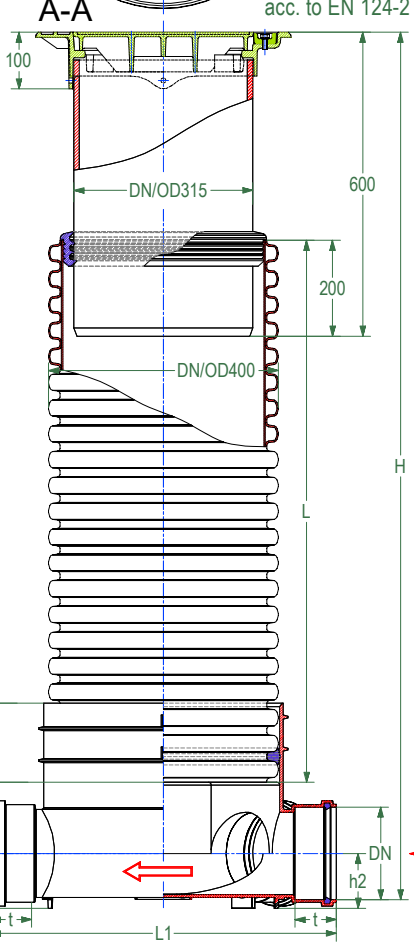
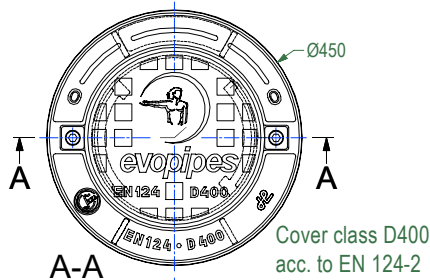
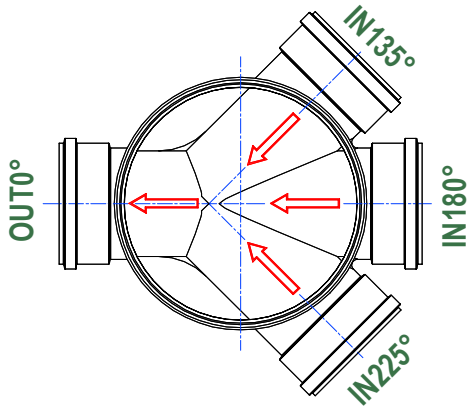


DN400.315.R.3BL

DRAWING No.:	VERSION	REVISION	REVISION STATUS
DN400.315.R.3BL	EN	1	ACTUAL

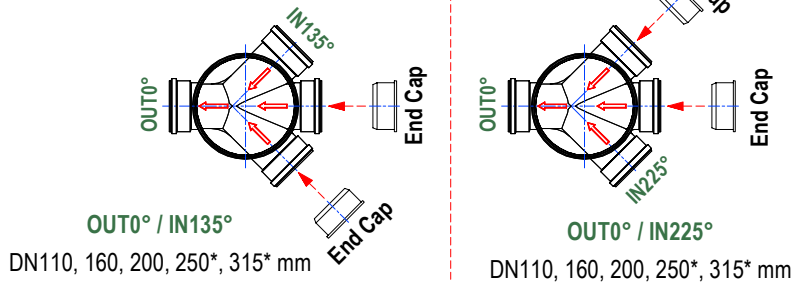


DN400 BASE, TYPE 3BL

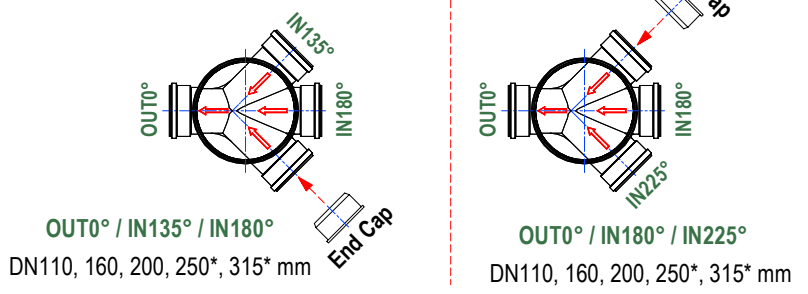


OUT0° / IN135° / IN180° / IN225°
DN110, 160, 200, 250*, 315* mm

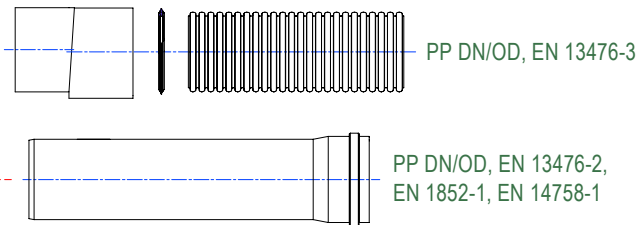
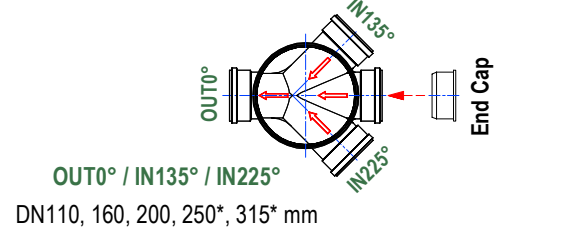
DN400 BASE, TYPE 1BB



DN400 BASE, TYPE 2BL



DN400 BASE, TYPE 2BT



Chamber base DN400, type 3BL							
OUT0° / IN135° / IN180° / IN225°	h1	h2	h3	h4	h5	t	L1
mm	mm	mm	mm	mm	mm	mm	mm
DN110	66,5	70,0	119,0	327,0	512,5	79,0	685,0
DN160	91,5	95,0	118,5	203,0	413,0	74,0	600,0
DN200	113,5	117,0	143,5	203,0	460,0	84,5	630,0
OUT0° / IN135° / IN180° / IN225°	*N	*L					
mm	mm	mm					
DN250*	750,0	790,0					
DN315*	750,0	790,0					

NOTE:

By using 3BL type base and end cap(s) it is possible to achieve 1BB, 2BL, 2BT type base configuration.

This drawing is the property of SIA Evopipes and is protected by law.



SIA "EVOPIPES"
Langervaldes str. 2a, Jelgava, LV-3002, Latvia
Company reg. No.: 50003728871
Phone: +371 63094300
E-mail: info@evopipes.lv
Website: www.evopipes.lv

FILE NAME:
DN400.315.R.3BL

SHEET: 1 OF 1

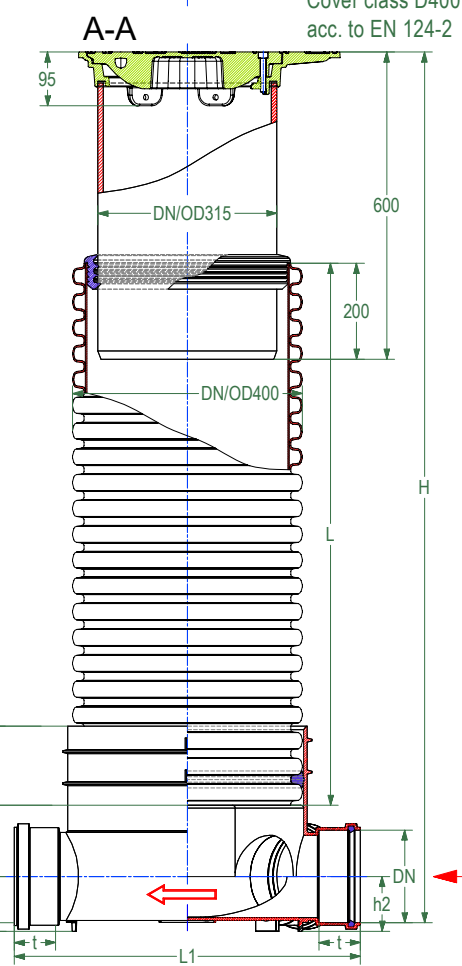
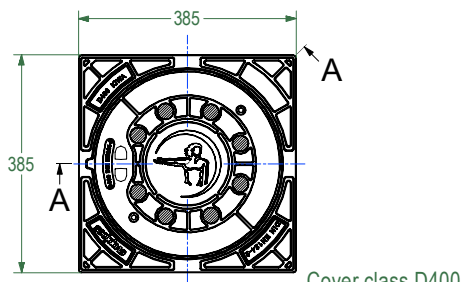
SHEET FORMAT: @ A4

SCALE:
WITHOUT SCALE

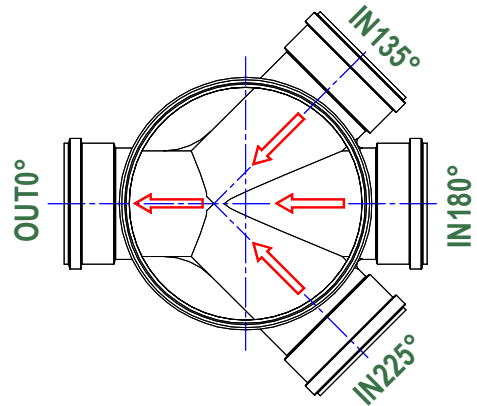
STAGE:
STANDARD DRAWING

DRAWING No.:	VERSION	REVISION	REVISION STATUS
DN400.315.S.3BL	EN	1	ACTUAL

DN400.315.S.3BL

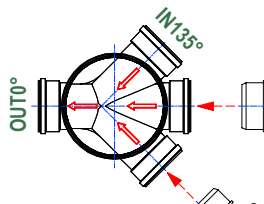


DN400 BASE, TYPE 3BL

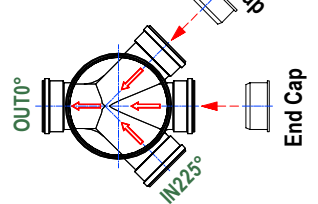


OUT0° / IN135° / IN180° / IN225°
DN110, 160, 200, 250*, 315* mm

DN400 BASE, TYPE 1BB

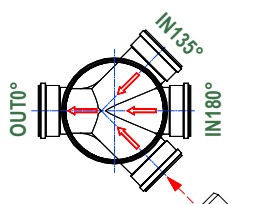


OUT0° / IN135°
DN110, 160, 200, 250*, 315* mm

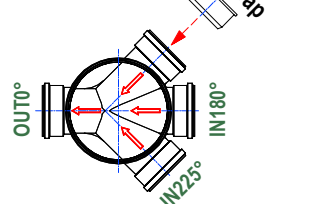


OUT0° / IN225°
DN110, 160, 200, 250*, 315* mm

DN400 BASE, TYPE 2BL

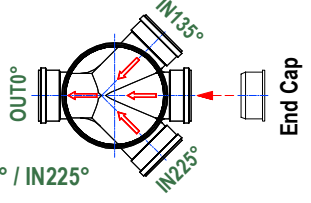


OUT0° / IN135° / IN180°
DN110, 160, 200, 250*, 315* mm

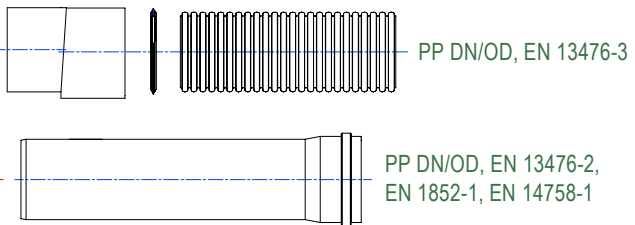


OUT0° / IN180° / IN225°
DN110, 160, 200, 250*, 315* mm

DN400 BASE, TYPE 2BT



OUT0° / IN135° / IN225°
DN110, 160, 200, 250*, 315* mm



Chamber base DN400, type 3BL							
OUT0° / IN135° / IN180° / IN225°	h1	h2	h3	h4	h5	t	L1
mm	mm	mm	mm	mm	mm	mm	mm
DN110	66,5	70,0	119,0	327,0	512,5	79,0	685,0
DN160	91,5	95,0	118,5	203,0	413,0	74,0	600,0
DN200	113,5	117,0	143,5	203,0	460,0	84,5	630,0
OUT0° / IN135° / IN180° / IN225°	*N	*L					
mm	mm	mm					
DN250*	750,0	790,0					
DN315*	750,0	790,0					

NOTE:

By using 3BL type base and end cap(s) it is possible to achieve 1BB, 2BL, 2BT type base configuration.

This drawing is the property of SIA Evopipes and is protected by law.



SIA "EVOPIPES"
Langervaldes str. 2a, Jelgava, LV-3002, Latvia
Company reg. No.: 50003728871
Phone: +371 63094300
E-mail: info@evopipes.lv
Website: www.evopipes.lv

FILE NAME:
DN400.315.S.3BL

SHEET: 1 OF 1

SHEET FORMAT: @ A4

SCALE:
WITHOUT SCALE

STAGE:
STANDARD DRAWING