



OPERATING AND MAINTENANCE INSTRUCTIONS FOR CHAMBER COVERS

Chamber covers are used to provide access to utility networks (water supply, sewage, heating and gas supply, optical and power cables, etc.) installed under roads, sidewalks, parking lots, and other areas. The chamber cover (lid and frame) is subjected to the same traffic load intensity as the surface covering (asphalt, paving, etc.), therefore it is important to ensure proper operation and regular maintenance to guarantee the intended service life of the cover.


Operation

To ensure the intended operation life of the cover, perform the following actions every time the lid is opened or closed:




Inspect the general condition of the cover (lid and frame).

Replace damaged or loose covers.




Inspect the condition of the MEIPREN® cushioning inserts (if applicable).

Replace any loose, damaged, or worn MEIPREN® cushioning inserts.



Inspect all moving components, for instance, hinges, screws and screw fastenings, locks, and springs.

Clean all moving components. Replace any damaged, loose, or worn-out components. Apply appropriate lubricant to screws and screw fastenings.



Inspect the support faces of the frame.

Clean all support faces, including the MEIPREN® cushioning inserts (if applicable).



Inspect the integrated socket for the MEISTEP® safe entrance tool (the inscription "STEIGEISENGANG" indicates this function).

Clean the integrated MEISTEP® socket, especially the guide path where the MEISTEP® tool is inserted. If the MEISTEP® socket is damaged, the frame needs to be replaced.

Maintenance

Perform additional maintenance depending on the amount of traffic and loads. When conducting additional maintenance, also carry out all relevant actions indicated in the table under the heading "Operation."

	Chamber covers with a freely inserted lid or grate.	Chamber covers with hinge, screw locks, or locking device.	Chamber covers with gasket (surface water-tight; back-pressure proof covers, etc.).
Maximum number of axle loads	every 500 000	every 350 000	every 350 000
But at least	every 12 months	every 9 months	every 6 months